

CTP CUMBERLAND TRUCK PARTS HARVEY'S SUPPLY H&C

CREATED 11/18

EXPIRES 1/31/19



MGM Brakes
A Division of Indian Head Industries, Inc.

SALE



WHY CHOOSE MGM BRAKES OVER OTHERS?

CORROSION FIGHTER TECHNOLOGY

Composite Guide

Constructed from heavy-duty, non-metallic composite material.

Center Hole Diaphragm

Patented feature that aligns the piston, diaphragm, power spring and internal push-rod providing the following advantages: maintains component alignment; reduces power spring stress; reduces coil clash; increases center-seal life and eliminates the effects of severe vibration.

Center Hole Shield

Permits visual inspection of stroke alert but prevents entry of contaminants.



Note: guide is depicted in orange for visual purposes




Weld Reinforced Non-Pressure Housing

Heavy-gauge formed steel flat-bottom design, epoxy coated for total corrosion protection and "weld-reinforced" mounting studs for added support in extreme vibration applications (bolt actually epoxy coated - depicted here lighter for visual purposes).



Center Seal (Push-Rod Air Seal)

Multi-lipped, pressure activated seal - an MGM exclusive - molded from specially formulated low-temperature resistant nitrile rubber, providing long-term protection against air leaks. Nylon guides eliminate metal to metal contact and premature failure in this critical area.



FEATURES & BENEFITS

Supplier to various OEs

Made with heavy-gauge steel

Lower cost per mile



Epoxy coated

Made in the USA

Hassle Free 4-year On-Highway warranty

Hassle Free 2-year Off-Highway warranty

STANDARD STROKE MODEL



MODEL: **C20**
STROKE: **2.25"**
WEIGHT: **8.02 lbs**

\$49.95 ca
MGM-1420001

SERVICE CHAMBERS

MODEL: **C30**
STROKE: **2.50"**
WEIGHT: **10.7 lbs**

\$49.95 ca
MGM-1430001

MODEL: **C20L**
STROKE: **2.50"**
WEIGHT: **6.81 lbs**

\$52.95 ca
MGM-1421001

MODEL: **C30L**
STROKE: **3.00"**
WEIGHT: **10.76 lbs**

\$52.95 ca
MGM-1431001

LONG STROKE MODEL



STANDARD STROKE MODEL



MODEL: **TR3030**
STROKE: **2.50"**
WEIGHT: **19.4 lbs**

2 OR MORE
\$72.95 ca
MGM-3430051X

TR STANDARD STROKE

MODEL: **TR3036**
STROKE: **2.50"**
WEIGHT: **26.5 lbs**

\$166.95 ca
MGM-3433051

MODEL: **TR3030**
STROKE: **2.50"**
WEIGHT: **11.3 lbs**

2 OR MORE
\$60.95 ca
MGM-3430008X

PIGGYBACK PLUS KIT



LONG STROKE MODEL



MODEL: **TR3030LP3**
STROKE: **3.0"**
WEIGHT: **20.1 lbs**

2 OR MORE
\$85.95 ca
MGM-3230051X

TR-LP3 LONG STROKE

MODEL: **TR3030LP3**
PUSHROD: **12" INTRAAX**
STROKE: **3.00"**
WEIGHT: **20.1 lbs**

\$92.95 ca
MGM-3230551X

MODEL: **TR3030LP3**
STROKE: **3.00"**
WEIGHT: **11.5 lbs**

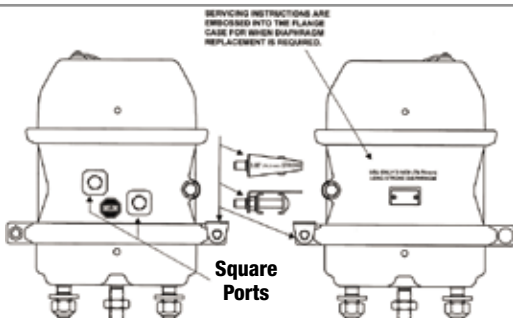
2 OR MORE
\$65.95 ca
MGM-3230008X

PIGGYBACK PLUS KIT



"LONG STROKE" SPRING BRAKE IDENTIFICATION

Square ports are cast right into the flange case to ensure long stroke identification that is pronounced and easily detectable



SERVICING INSTRUCTIONS ARE EMBOSSED INTO THE FLANGE CASE FOR EASIER DIAGNOSIS REPLACEMENT IS REQUIRED.

Square Ports

TR-LP3HD LONG STROKE


LONG STROKE MODEL



MODEL: **TR3030LP3HD**
STROKE: **3.00"**
WEIGHT: **20.4 lbs**

2 OR MORE
\$107.95 ca
MGM-3232951X

Heavy-Duty Power Spring
145 lb additional parking brake force @ 1.25" of stroke



Welded Yoke Chamber